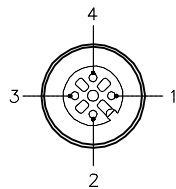


FEMALE END VIEW

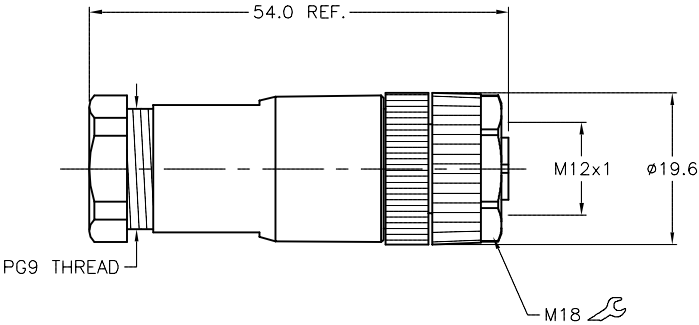


- 1 = BROWN (+ VOLTAGE)
2 = N/C
3 = BLUE (- VOLTAGE)
4 = N/C




SPECIFICATIONS

HOUSING MATERIAL/COLOR	NYLON/BLACK
CONTACT MATERIAL/PLATING	BRASS/GOLD
COUPLING NUT MATERIAL/COLOR	NYLON/BLACK
RATED CURRENT [A]	4.0 A
RATED VOLTAGE [V]	250 V
MAXIMUM WIRE SIZE	18 AWG
CABLE GRIP RANGE	6-8mm
TEMPERATURE RATING	-40°C to +85°C (-40°F to +185°F)
PROTECTION CLASS	IEC IP67
TERMINATION TYPE	SCREW TERMINAL



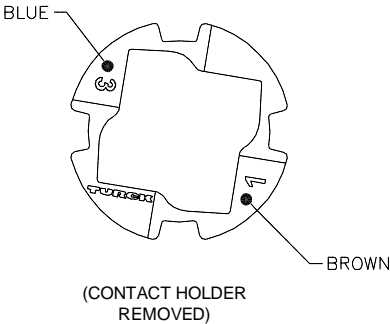
DETAIL "A"

WIRE SIDE VIEW
OF CONTACT HOLDER
TO SHOW LABEL DETAILS



(SCALE 2:1)

LABEL DETAIL



SOURCE DRAWING - FOR REFERENCE ONLY

RELATED DOCUMENTS		3RD ANGLE PROJECTION		THIS DRAWING IS CONFIDENTIAL AND THE PROPERTY OF TURCK INC. USE OF THIS DOCUMENT WITHOUT WRITTEN PERMISSION IS PROHIBITED.		3000 CAMPUS DRIVE MINNEAPOLIS, MN 55441 1-800-544-7769 (763) 553-7300 (763) 553-0708 fax www.turck.us	
1. 2. 3. 4.				DRFT RDS		DATE 05/16/08	
MATERIAL		SEE SPECIFICATIONS		APVD		SCALE 1=1.0	
FINISH		SEE SPECIFICATIONS		UNIT OF MEASUREMENT		DESCRIPTION	
		CONTACT TURCK FOR MORE INFORMATION		MILLIMETERS		B 8141-0/PG 9/ASI	
				DO NOT SCALE THIS DRAWING		IDENTIFICATION NO.	
						U2-13620	
						REV	
						C	
C		UPDATED LOWER TEMPERATURE RANGE		ER		09/27/18	
REV		DESCRIPTION		BY		DATE	
						ECO NO.	